




RSPB Big Garden Birdwatch

29th - 31st January

Count the birds and
enjoy time with nature
rspb.org.uk/birdwatch

What is the RSPB Big Garden Birdwatch?

- The RSPB Big Garden Birdwatch is a huge survey which takes place every January to find out what is happening to the populations of wild birds in the UK.
- Thanks to people like you taking part in the Big Garden Birdwatch, the RSPB now has over 40 years of data and this has helped increase understanding of the challenges faced by wildlife.
- It's also a great way to relax and spend some time getting closer to nature.
- It's easy to join in. All you need is 1 hour, a window and some keen eyes!



How can I take part?


1. Pick a time. You can choose any hour between 29th and 31st January. So whether you're an early bird or a night owl, you can still take part.
2. Count the birds you see in your garden. Ignore any birds that are still in flight. To avoid double-counting, just record the highest number of each bird species you see at any one time – not a running total.
3. Submit your results online: You can submit your results online at rspb.org.uk/birdwatch from 29th January until 19th February.

A stylized illustration of a small bird, possibly a finch, in flight. It has yellow and grey plumage and its wings are spread out.

**What will
you see?**

“What bird is that?”

Use this guide to help you identify the birds that visit your garden.



These are some of the birds that you might see. You can use the tally to help you count. You'll find lots of tips on identifying birds as well as their calls at [rspb.org.uk/birdwatch](https://www.rspb.org.uk/birdwatch)

The RSPB is a registered charity in England and Wales 207076, in Scotland SC037654.

Illustrations by Mike Langman (rspb-images.com)

Big
Garden
Birdwatch
29-31 January 2021

Take some photos!



- We would love to see some photos of you taking part in the Big Garden Birdwatch! Send them to your class teacher.
- Will you be photographed looking carefully through your binoculars? Or perhaps eating a biscuit whilst watching out of the window? Maybe you will be hard at work making a tally chart?
- You can also share your results with your class teacher too.



Extra activity: Make a recycled bird feeder

- Would you like to encourage more birds into your garden? Follow the instructions on this slide and the next to make a bird feeder out of bottles you would normally throw away!

You will need:

- Plastic drinks bottles
- Yoghurt pots or milk cartons (make sure they're clean)
- Wire or string
- Bird seed
- Scissors



Step by step guide



1

Cut a hole in the side large enough to allow a free flow of seeds, but in such a way that it won't all fall out on the ground in the slightest puff of wind, and won't get wet if it rains.




2

Make a few small holes in the bottom of your feeder to allow any rainwater to drain away.

3

Hang it with wire, or even strong string from a tree or your washing line.



4

If your feeder starts to wear out or the food in it goes mouldy, recycle it and make another one! Remember to keep your feeders well stocked, especially in winter. Birds come to rely on them and will go hungry if you forget.