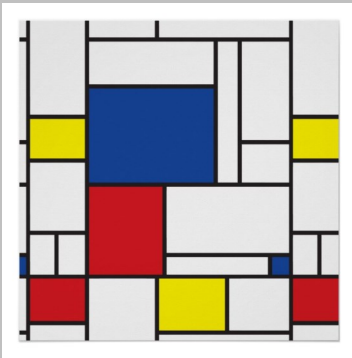


Art & Design Skills

| | |
|----------------|--|
| Colour | Primary and secondary colours, warm and cool colours |
| Line | Wavy, vertical, horizontal, curved, spirals, zig zag, parallel |
| Shape | Learning geometric and biomorphic shapes, squares, rectangles, 2D and 3D |
| Tone | Blue tones, seasonal weather tones |
| Texture | Deep and shallow mark making |
| Pattern | Repetition, variation in shape size |
| Craft Making | Print and collage |
| Design | Autumnal colours and leaf style prints |
| Form/Sculpture | Creation of textured clay snails |

Artist's work looked at




Piet Mondrian

A Dutch artist who is famous for his abstract compositions.




Orla Kiely

An Irish fashion designer, who is famous for her recognisable designs.



Katsushika Hokusai

A Japanese artist who is famous for his woodblock prints.



Bridget Riley

Optical Art artist that uses lines and patterns to create movement.

Key Learning

2d Shapes are flat and 3D shapes are solid.

How to make different shades of green and blue to interpret nature, and use reds, oranges, browns and yellows to represent the seasons.

How to look at art and explain how it makes me feel.

Understanding repetition in design and use this for my own work.

Make decisions using my thoughts and feelings about my work to make decagons on final compositions.

Use my sketchbook to generate ideas and make notes on what I feel went well, and what could be improved

Working with clay to create my own minibeast.

Make my own printing tools and recreate designs based on a design brief.

Working with paper to create a mixed media collage of the sea.

Art & Design Skills

| | |
|----------------|--|
| Colour | Colour wheel and natural colour palettes |
| Line | Line in design, collage and cut outs |
| Shape | Natural forms and geometric shapes in design, nature and collage |
| Tone | Primary and secondary colour and tones within them |
| Texture | Textures found in nature |
| Pattern | Pattern made in collage |
| Craft Making | Collage in different materials |
| Design | Clarice Cliff ceramics |
| Form/Sculpture | Nature collages with Andy Goldsworthy |

Key Learning

Exploring the colour wheel, understanding Primary colours and how to create secondary colours

Exploring tone in colour and how to mix them

Exploring line in cut outs, keeping negative and positive cuts

Exploring natural shapes found nature and collaging with them to create land art

Creating art with cut outs, using scissors to make art

Creating patterns in collage through different materials

Exploring the world of Clarice Cliff ceramic designs

Use my sketchbook to generate ideas and make notes on what I feel went well, and what could be improved

Artist's work looked at



Clarice Cliff

An English ceramic artist best known for her colour-rich designs.



Andy Goldsworthy

An English sculptor who produces site-specific sculptures and land art.



Ton Schulten

A Dutch artist who paints landscapes using bright blocks of colour.



Henri Matisse

A French artist known for his use of colour and draughtsmanship.

Art & Design Skills

| | |
|----------------|---|
| Colour | Natural colour palettes, vibrant colours in design |
| Line | Line in prehistoric art and line in design |
| Shape | Simplified shapes in nature, complex shapes in sculpture and design |
| Tone | Rules of shading and applying tone in pencil |
| Texture | Paint effects to create texture |
| Pattern | Complex patterns in design |
| Craft Making | Working with card and paper |
| Design | Designing a Laurel Burch 'Cat' for a collaborative project |
| Form/Sculpture | Creating a collaborative 'Maman' spider sculpture |

Key Learning

Learning how to apply simple shapes as a guide to sketching

Learn about the rules of shading and looking at inspiration from MC Escher

Creating shades, tints and tones with paint

Looking at prehistoric art and how to create their own simplified sketches

Exploring large sculptures with paper and card

Creating pattern and design in a Laurel Burch 'Cat' for a collaborative piece


Use my sketchbook to generate ideas and make notes on what I feel went well, and what could be improved

Artist's work looked at




Prehistoric Art

Taking a close look at the techniques used in prehistoric art.



MC Escher

A Dutch graphic artist who made mathematically inspired artworks.



Laurel Burch

An American artist and designer known for her vibrant designs.



Louise Bourgeois

A French-American artists, know for her large scale sculptures.

Art & Design Skills

| | |
|----------------|--|
| Colour | Blue Tones, tonal ranges |
| Line | Simple drawings in line, line in sculpture and collage |
| Shape | 3D form of buildings, natural landscapes and brush strokes creating landscape shapes |
| Tone | Exploring one colour tones, nature's colour palette |
| Texture | Pattern papers and brush strokes |
| Pattern | Paper collage, Cézanne inspired landscapes |
| Architecture | Castles in sculpture |
| Design | Story telling in blue tones similar to Blue Willow pattern |
| Form/Sculpture | 3D Castles |

Key Learning

Exploring narrative in sketching and design

Create collages of landscapes using pattern papers and colour tones for perspective

Explore Lenticular art images and create an image that fuses two images together so it can be viewed as two images separately


Drawing and creating a Dragon Eye that is coloured in a pastel medium

Explore cardboard sculpting and create a 3D castle form

Study the brush stroke and artwork of Paul Cézanne and create a design using those techniques


Use my sketchbook to generate ideas and make notes on what I feel went well, and what could be improved

Artist's work looked at



Valériane Leblond

A French artist and illustrator who works with patterned landscapes.



Luz Perez Ojeda

A digital collage photography and lenticular professional artist.



Blue Willow Pattern

A popular Churchill tableware designed by Thomas Minton in 1790



Paul Cézanne

A French artist and Post Impressionism painter.

Art & Design Skills

| | |
|----------------|---|
| Colour | Symbolic colour choices |
| Line | Curves showing form, lines in movement |
| Shape | Curved forms, lines in design |
| Tone | Tones in Impressionism |
| Texture | Texture formed in pattern |
| Pattern | Pattern in made by brush strokes and design |
| Architecture | Sustainable architecture and international architects |
| Design | Re-designing and changing spaces |
| Form/Sculpture | Picasso inspired cardboard 3D faces |

Artist's work looked at



Morag Myerscough

An English artist and designer who creates public interaction works.



Magdalene Odundo

A Kenyan-born British studio potter, known for her unique ceramics.



Pablo Picasso

A Spanish artist who are famous for his artwork in Cubism.



Vincent Van Gogh

A Dutch artist famous for his use of complementary colours.

How to apply sustainable concepts to buildings through architectural plans

Learn about large scaled sketching, producing forms and shapes

Understanding how to create marks with different media and create narrative in the movement of the marks

Learn how artists work and the tools they use to plan, design and create

How to re-design a room through design and influential designers

Creating Picasso styled cardboard faces in sculpture

Use my sketchbook to generate ideas and make notes on what I feel went well, and what could be improved

Art & Design Skills

| | |
|----------------|--|
| Colour | Tertiary colours and blending |
| Line | Complex and free-form lines |
| Shape | Organic, natural and geometric shapes |
| Tone | Tonal blends and full range |
| Texture | Detailed pattern and painted effects |
| Pattern | Complex patterns |
| Architecture | Hundertwasser buildings |
| Design | Designing patterns for printing fabric and wallpaper |
| Form/Sculpture | 3D Cardboard houses |

Artist's work looked at



Sandra Silberzweig
A Canadian artist that is known for her stylized, pattern filled portraits.



Friedensreich Hundertwasser
An Austrian artist and architect, famous for his visual buildings.



Georgia O'Keeffe
An American artist who is famous for her large floral paintings.



Claude Monet
A French artist who is famous for his Impressionist work.

Key Learning

Understanding how to create texture in pattern

Exploring colour and techniques of the Impressionist art movement

Understanding how to enlarge sketches

Apply blending techniques in colour with paint and pastels

Creating a collaborative piece of sculpture work based on Hundertwasser

Creating detailed botanical sketches through the work of Susannah Blaxill

Designing patterns for the purpose of printing onto fabric and wallpaper

Continued use of their sketchbooks with independent reviewing

Use my sketchbook to generate ideas and make notes on what I feel went well, and what could be improved