

The Government has announced (<https://www.parliament.uk/business/publications/written-questions-answers-statements/written-statement/Commons/2020-03-23/HCWS176/>) that it will not publish any school or college level educational performance data based on tests, assessments or exams for 2020. This update published here (<https://www.gov.uk/government/publications/coronavirus-covid-19-school-and-college-performance-measures>) clarifies what this means for the way school and college accountability will operate for 2019/20.

North Tawton Community Primary School and Nursery (URN: 145333)

This is a new academy which opened on 1 January 2018.
Go to [North Tawton Community Primary School and Nursery](#) for the previous record.

Key stage 2 results over 3 years

This is revised data for 2018/19.




Progress in reading

	2017	2018	2019
Number of pupils	22	19	23
Pupils with adjusted scores	N/A	0	0
School progress score	0.26	-1.40	-2.05
Confidence interval	N/A	N/A	-4.6 to 0.5
Progress banding	■ Average	■ Average	■ Average
Local authority average	0.50	-0.02	-0.01
National average	0.00	0.03	0.03

Progress in writing

	2017	2018	2019
Number of pupils	22	19	23
Pupils with adjusted scores	N/A	1	0
School progress score	-2.92	-8.22	0.08
Confidence interval	N/A	N/A	-2.2 to 2.4
Progress banding	■ Well below average	■ Well below average	■ Average
Local authority average	-0.24	-0.67	-0.95
National average	0.00	0.03	0.03

Progress in maths

	2017	2018	2019
Number of pupils	22	19	23
Pupils with adjusted scores	N/A	0	0
School progress score	-1.47	0.91	-2.08
Confidence interval	N/A	N/A	-4.3 to 0.1
Progress banding	 Average	 Average	 Average
Local authority average	-0.68	-0.65	-1.01
National average	0.00	0.03	0.03

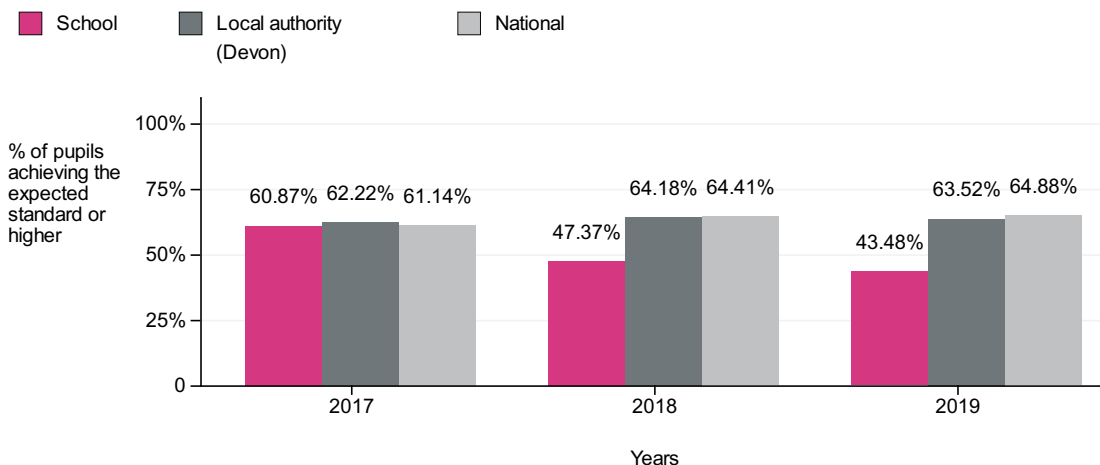
Reading, writing and maths combined

Percentage of pupils achieving the expected standard or higher

Number of pupils in 2017 = 23

Number of pupils in 2018 = 19

Number of pupils in 2019 = 23

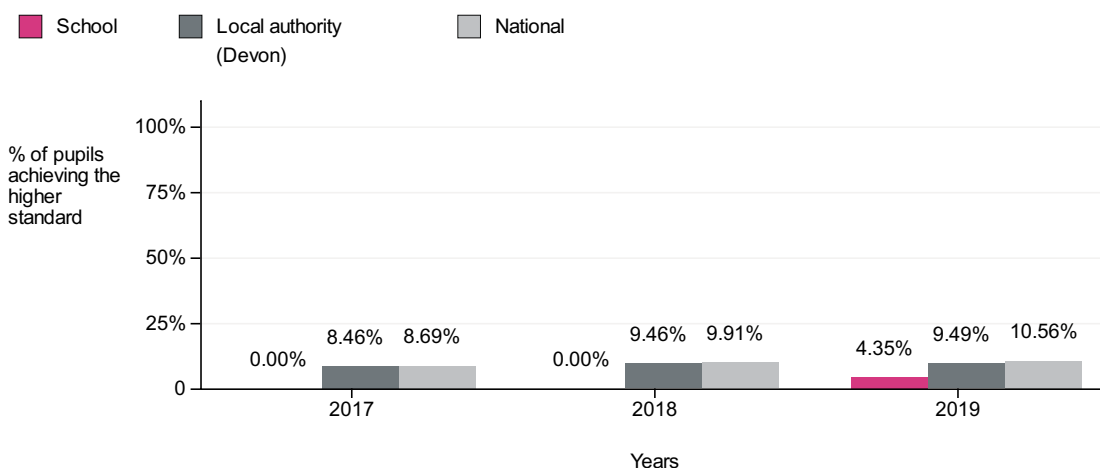


Percentage of pupils achieving the higher standard

Number of pupils in 2017 = 23

Number of pupils in 2018 = 19

Number of pupils in 2019 = 23



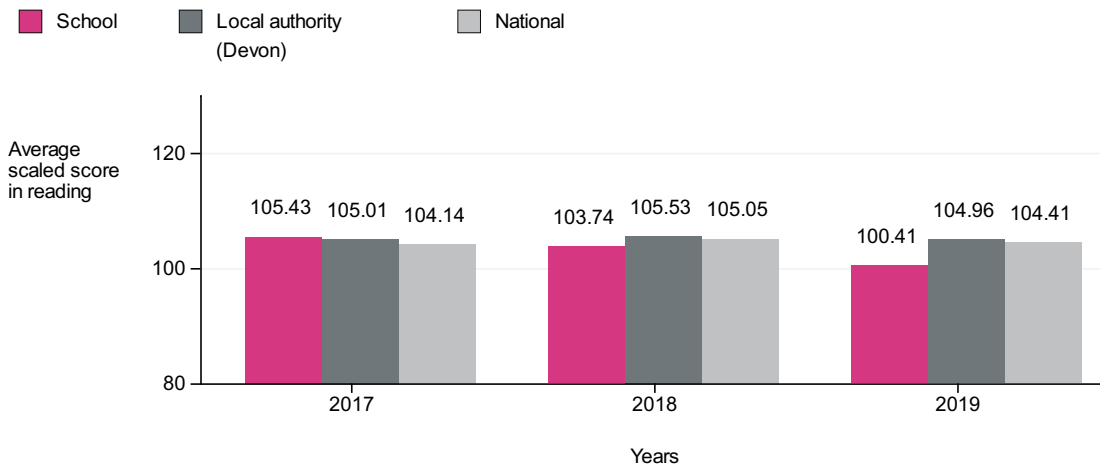
Average scaled scores in:

Reading

Number of pupils in 2017 = 23

Number of pupils in 2018 = 19

Number of pupils in 2019 = 23



Maths

Number of pupils in 2017 = 23

Number of pupils in 2018 = 19

Number of pupils in 2019 = 23

